


82% 
49 of 60
Seniors

CREDIT COMPLETE

109 Graduates
19/30 POTENTIAL GRADS FOR T3A/
 Credit Complete pending EOC

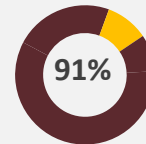


GRADUATES

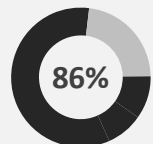
Reclassified 48 Students



9th Graders
Advanced 1 GL



10th Graders
Advanced 1 GL



11th Graders
Advanced 1 GL

3D ACADEMY
Academic Status

58%

CCMR/EOC



116 out of 212
 3D Academy students are CCMR. **85%**
 (93 of 109) 3D Academy
 graduates are CCMR

FALL EOC data

- Algebra:** 41% (above state by 10%, above region by 7%)
- History:** 41% (above state by 11%, above region by 10%)
- Biology:** 50% (above state by 23%, above region by 21%)
- English I:** 18% (above state by 2%)
- English II:** 10% (below state by 5%, below region by 6%)

Wednesday RPs: Students are provided with remediation within each of their classes.

Differentiated Instruction: Staff is being provided with feedback and training to best meet the needs of our emergent bilingual students.

68.2%
Attendance

21-22 19-20

Trimester 1A Avg. – 80.97%	69.15%
Trimester 1B Avg. – 73.29%	63.54%
Trimester 2A Avg. – 65.19%	58.75%
Trimester 2B Avg. – 59.81%	64.79%

ATTENDANCE/FAFSA

53% of our graduates (56 of 106)
FAFSA/TASFA complete

Graduation Rate

3D Academy met the growth target for Closing the Gaps graduation rate component (20-21 school year).

In spite of three years dealing with the pandemic, attendance has improved and is higher than the 2019-20 school year, as well as, other pre-COVID school years.



Advancing Knowledge, Transforming Lives.

<https://www.donnaisd.net/Domain/10>
 jaalvarez@donnaisd.net
 956.464.1254

